

BALOO'S BUGLE



Volume 3 Issue 11

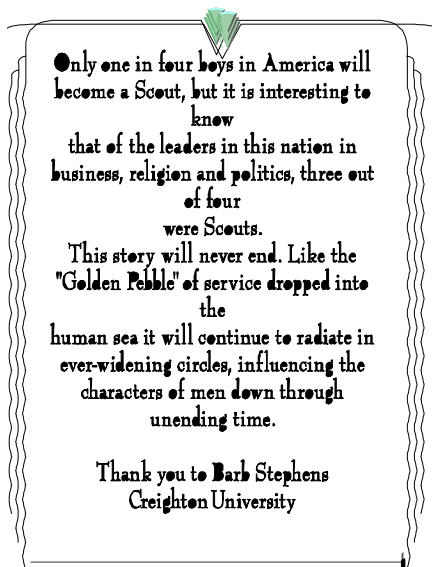
June 1997

This month's issue of the Bugle will be larger than usual to take into account there is no July Roundtable and it is **my** last issue. Okay, maybe not my last. Jerry and I are discussing the feasibility of my doing this in Alabama, and then e-mailing it to him. I will try to put some items in the "Bugle" that also covers July's theme, and just a lot of other topics.

I would like to thank my family for giving me Print Artist for Mother's Day. In this month's issue there are a lot of new graphics. Print Artist is something I really wanted and I hope you enjoy them. This is not a plug for Print Artist, but I did want a graphics program and this is what I got from my family and I do love it.

If you have any questions or suggestion about the Bugle, e-mail me at CMR1954@aol.com.

To my on-line readers if you want to respond to the survey, please send me your opinions via an e-mail. If you download it to me, I won't be able to read it.



PRE-OPENING

Scientists spend a lot of time making an astronaut's journey safe. For the pre-opening activity have the Cubs pack an egg so that it can survive a ten foot drop onto a hard surface.

Materials needed: eggs, ziploc bags, tape, Styrofoam sandwich box, packing materials such as cotton, newspaper, peanuts, grass leaves, etc.

Put the egg inside the ziploc bag, then pack it any way you want inside the box. Tape the box well and write

name on it. Drop the boxes from a balcony, or high place, then check to see whose egg survived.

OPENING CEREMONY

Twinkling Stars

Put a flashlight under a colander, and turn out the room lights. As the flag is brought in, move the flashlight around to make the stars swirl on the ceiling. Den stands at attention for the Pledge, the sings the "Star Spangled Banner." Keep the stars swirling until the end.


SPACE

Arrangements: 5 Cubs march in and as each one in turn says his lines, he holds up posterboard sign with appropriate letter. Letters spell out S P A C E.
S—Scouting's future will be just grand, if we . . .
P—Practice citizenship, as only we can
A—Always striving to help our fellow man
C—Common courtesy, we take to heart
E—Every Cub must do his part.

Greetings

This ceremony is introduced by the den chief, who explains that the audience is to respond by doing as the boys say. The boys hold cards which spell out the word GREETINGS. Each exposes his card as he speaks his line.

G--Glad to see you here tonight
R--Reach your hand to a friend left or right
E--Everyone smile and shake his hand
E--Everyone smile and nod at another friend.
T--Together now, stand up on your feet.
I--I'd like for you all to take your seat.
N--Now that we're all friends, we'll start our show.
G--Goodwill is a feeling we all like to know.
S--So now we say greeting to everyone. We've tried to spread goodwill, and that we have done. So Cubmaster XXX, our program's begun! This boy motions for Cubmaster to come on stage.



Dinosaur

Personnel: 4 Cub Scouts with pictures of dinosaurs

1st Cub: I'm a Brontosaurus with four feet,
I eat plants, but don't eat meat.

Known as Thunder Lizard, that is true,
Cause when I walked, the Earth just shook.

2nd Cub: Tyrannosaurus Rex that's my name,
King of the Dinosaurs, that I am,
I make many run and hide.

'Cause I'm mean and I like to fight.

3rd Cub: I'm a Triceratops, with three horn,
A big, big head, with three horns,
I'm a fierce fighter, on four feet
But I eat plants, cause they are neat.

4th Cub: Dinosaurs, dinosaurs, that we know
Some were large, some were small,
Fossils tell us this is so.

'Cause I've not seen one after all.

5th Cub: Please stand and join us in the Pledge of
Allegiance.

RUN-ONS

A cub runs onstage with a large ladle in his hand.

"What do you have there?" asks Boy 1.

"The Big Dipper."

Another Cub runs onstage with a spoon in his hand.

"And what do you have?"

"The little dipper."

Why did the dinosaur want to buy toothpaste?

Because his teeth were loose.

Why didn't the dinosaur take his aunt on a picnic?

He heard there were going to be anteaters there.

Deep Thoughts

Why is the word abbreviation so long?

What's another name for thesaurus?

If a book about failures doesn't sell is it a success?

Why isn't there a mouse-flavored cat-food?

When sign makers go on strike, is anything written on
their signs?


If a stealth bomber crashes in a forest, will it make a
sound?

If a cop arrest a mime, do they tell him he has the right
to remain silent?

Should vegetarians eat animal crackers?

When it rains, why don't sheep shrink?

BALOO'S BUGLE



Thank you
Mark W. Arend
Beaver Dam, Wisc.

Every pack should have their Summertime Activities in place. Many families go on vacation, and are involved in other activities so it helps to plan at least two pack activities a month, to allow for the boys to attend at least one.

A friend, Earl, from Ontario, Canada mailed this to me and I think it sounds like a fun idea. They used it for a theme night, and I thought perhaps it would be a possible idea for a Summertime Activity. As you will see, you can *hash* around this potato theme as a Summertime idea as they did on a cold winter night. And I think using it as a Summertime Activity is a spudtacular idea.

SUMMERTIME ACTIVITY

TRY HAVING A SPUD THEME NIGHT!

Scott Sinclair The Leader, December 1993

Potatoes (spuds) offer amazing program possibilities. For those long, cold winter evenings that beg excitement, why not try a spud theme night?!

Decorate your meeting area with farm pictures; leaders could dress in country clothes and work boots. Set the mood for your Beavers, Cubs or Scouts by playing stompin' Tom Connors' song "Bud The Spud" in the background.

Ask every Beaver, Cub or Scout to bring a 4 kilogram (kg) bag of potatoes. (Leaders should have an additional 10 kg of potatoes available for those who forget to bring their spuds.)

Adapt the theme to fit your own program needs. Some groups may want to try the idea using different stations with Scouts spending five to ten minutes at each event spud pyramid, bowling, sack races. It's bound to be a hit!

Bowling for spuds

3

Set up bowling pins, using colourful balloons taped to paper cups. Mark off bowling lanes with tape or chalk, then use the potatoes as bowling balls. Any "balls" rolling outside the lane are disqualified.

Driving the spuds to market

Each person must sweep five potatoes from one end of the room to the other using only a household broom. Mark racing lanes on the floor to make this more challenging.

Potato wheel-barrow race

Organize a wheel-barrow race with a team of two children one on the floor walking on hands and the other holding up his/her feet. Put a potato on the back of each 'wheel barrow'. Listen to the shrieks of glee! If the spud falls off, the team must return to the starting line.

Spud of the Nile (potato pyramids)

Put a large collection of potatoes on a table. Try to build the tallest pyramid possible. (A great team event.)

Chip taste test

Number five bowls of potato chips and record which flavour is in each bowl. Keep this information secret. Tape the five potato chip bags to the wall behind the table. The fun begins when people start to match the taste with the bag. Yum!

Speed spud

Set up a ramp to roll potatoes down. Use a long stacking table with the legs of one end collapsed, or a household, hollow-core door. Let everyone choose a potato. Set these up at the start line at the top of the ramp. At a signal from the referee, the racers let their spuds go. The first one over the finish line wins.

Improvise different rules: the straightest rolling spud wins; the fastest wins; the one that rolls the farthest wins; the funniest roll wins.

Potato stuffing

Weigh all group members. Let them stuff as many potatoes as possible into their pockets and clothing, then weigh everyone again fully stuffed. Record the difference.

Mr. and Mrs. Potato Head

Collect a variety of items to decorate the spuds. Include vegetables (broccoli, cauliflower, radishes, carrots) and non-food items like construction paper, beads, ribbon, string. Let the Cubs and Scouts use toothpicks to stick things to the potatoes. Allow group members about 15 minutes to make their own personalized creation.

Marble spud

All children love playing marbles. Why not try it with potatoes?! Their irregular shape makes them roll an unpredictable, outrageous path.

With chalk, draw a circle on the floor. Players have to roll their potato 'marble' into the circle and bump another player's marble to win it.

Use your creativity to dream up other games; the possibilities are endless.

Use the event to tell your Scouts about the food value in potatoes. Did you know the lowly spud holds

BALOO'S BUGLE

almost all the minerals and vitamins a person needs to survive, including vitamin A, B, C, and D?

Make a list of all the ways we eat potatoes: baked, scalloped, mashed, fried, stuffed, boiled, potato chips. Talk briefly about the need for good eating habits and nutrition.

When your night finishes, donate undamaged potatoes to the local food bank, then start making plans for a gourd night.

What a great event for a winter camp, Cuboree, or just to recharge your program during mid-winter blahs. Your kids will love the unexpected, comical twist.

Scott Sinclair serves as manager: programs and communications at Crieff Hills Community, Puslinch, Ont.

Program Links Themes: Potatoes, Farming.

YEAR-END AWARDS

Lollipop Award--For the person who can't be licked.

Pear Award-- For the great 'pair' (mount a plastic pair on base and give to best husband and wife team.)

Life Saver Award-- For the person who saved you (mount lifesaver on base)

Raise in Pay-- For the person who deserves a 'raisin' pay (mount a small box of raisins)

Whisk Award-- For the person who is un'beat'able at 'whisking away our troubles (small whisk)

Committee Chairman's Gavel--Make a gavel out of tinker toys. Spray paint gold. Add message along handle.

Jewel Award Mount a large jewel-like ornament on a plaque, along with the message, "You Are A Real Jewel (Gem).

Skeleton Award--Mount a tiny skeleton on a plaque, along with your message, including, "Thanks for working yourself to the bone for us!"

ACTIVITIES

King Of The Mountain

This is not the usual King Of The Mountain game. You will need lots and lots of shaving cream, tables, (cardtables would be fine), plastic protection for the tables or a large pan - to build the 'mountain' in. This is a relay race, so the boys will need lots of room. Divide the group in half (or if you are doing this at a Pack Meeting, divide into dens). Give each team a can of shaving cream. The first boy squirts the shaving cream into his hand and puts the shaving cream onto the base of his mountain. (The length the boys run in this relay depends on the room available). He runs back to the next person in line, tags him. The next person squirts the shaving cream into his hand and runs to the table and add his shaving cream to what was just deposited. The

game continues until all of the boys in line have gone. The boys with the biggest mountain wins. As you can see the teams should be even. You might want to give the smaller boys an advantage - since their hands are smaller.

What is He?

He comes in many sizes, shapes, and colors.

His first purpose in life seems to be to outgrow his clothes,

He likes dirt, rocks, snakes, trees, noise, campfires, swimming, and being outdoors.

He doesn't care much for rainy weather, washing dishes, taking baths, or girls.

Who is He?

He's a Boy. . . . HE IS A CUB SCOUT!!!!

We cannot form him, his parents have done that. But we will make our mark on this block of clay. We will make our mark on him. And as it hardens and as he grows older, the clay may change its form and he may change his shape, but the mark we make on it- - - the mark on him will never, never, be erased.

SKITS

This is one of my favorite skits. My den did this skit at a pack meeting when I was a den leader four years ago.. Since this skit can get kind of messy for one of the boys each one had a piece of newspaper to stand one. In having all the boys stand on newspaper you don't give away anything about this skit.



The Disappearing Banana

Props: bandannas for all but one assistant, one very ripe banana. If you put a banana in the refrigerator for a day or two it gets unbelievably ripe.

Characters: 5 deadpan assistants and an announcer

Setting: Tell the audience you are going to perform a magic trick for their enjoyment. Before their eyes the assistants will demonstrate the disappearing bandanna trick. The assistants have been carefully selected for their ability to follow directions exactly. Four assistants take their places behind the announcer. Bandannas are concealed in their hip pockets. The banana is carefully kept behind the 'dolts' back.

Announcer: (Straight faced at all times) Remove the bandannas from your pockets and show them to the audience. (Hold the bandanna in front of you and show both sides. The one with the banana shows a banana with confidence.)

Announcer: Fold the bandanna in half. (Everyone folds the bandanna one time. The one with the banana begins to look concerned, rolls his eyes left to right and then

BALOO'S BUGLE

looks skyward. With a shrug of his shoulders, breaks the fruit in half.

Announcer: Fold the bandanna in half again. Everyone folds the bandanna again to a smaller square. The one with the banana expresses more concern, looks left and right, uses facial expressions to demonstrate an uncomfortable feeling. He breaks the banana again. Hold the bandanna in your left hand and fold in the four corners. (Everyone complies. The one with the banana sort of scoops up the fruit and piles it in the center of the palm of the left hand. Facial expressions should be appropriate to show concern that something he is doing is different from everyone else.)

Announcer: Make a fist. (By now everyone in the audience is watching the banana. The hands with the folded bandanna are discreetly exchanged-the left for the right. The bandanna is placed in the hip pocket. The banana by now is oozing from between the fingers and the audience is usually in tears.)

Announcer: Open your hand and show that the bandanna has disappeared. (Of course it has and applause is appropriate.



The Greatest Memory in the West

Materials: Sign reading Greatest Memory in the West, a sign reading Ten years later, and a teepee. (Chief is sitting in front of Teepee. Next to the teepee is the sign GMTW. Two tourist enter and stop to read it.)

Man Tourist: Let's see how true this is.

Woman Tourist: Okay, ask him a question

Man Tourist: Hey chief what did you have for breakfast five years ago on August 1.

Chief: (Thinks for a while) Eggs

Man Tourist: Ah, anyone could say that. He probably has eggs every morning.

Woman Tourist: Let's go Honey.

Sign is carried across the stage, TYL. The same two tourists enter and walk up to chief again.

Man to Woman: Hey, honey there's that old Indian Chief. Watch this.

(He acts smug and holds up hand)

Man to Chief: How!

Chief: (Thinks for awhile) Scrambled.

SONGS

World of Tomorrow

Tune: My Bonnie Lies Over The Ocean)

Last night as I lay on my pillow,
And drifted off slowly to sleep
I thought of the world of tomorrow
These thoughts through my mind did creep.

5

A computer will do all my homework,
A robot will do all the chores,
If I spend the whole day just playing,
I fear that I may become bored.

Chorus

Bring back, bring back,
bring back the old days to me, to me.
Bring back, bring back,
bring back the old days to me.

My jet powered bike will be speedy,
I'll fly in my spaceship to Mars,
But what if I get lost in space,
And can't find my way through the stars?

Chorus

My parents will have their own rocket,
We'll travel through space very quick,
I'm not sure I'll like that fast travel,
I may even get space sick.


Chorus

Our family might move to Venus,
I don't know what we would find there,
I'd sure miss my friends back on Earth
They're the best friends I'll find anywhere

Chorus

Dehydrated food for breakfast,
Dehydrated food for lunch,
Oh what I would give for a Big Mac
And potato chips that I can crunch.

Chorus



I Visited Pluto

(Tune: On Top Of Old Smoky)

I visited Pluto, my fortune to seek,
While I was there my spaceship started to leak.

It dripped on past Jupiter,
To Venus and Mars,
But when I reached Saturn,
I had to trade cars.

While stopping on Mercury
I found no one there
So, I put it in high gear,
Plotted a chart for no-where.

BALOO'S BUGLE

I'm far out in space now.
Just touring the stars,
I'd come home in a hurry,
But I don't know where we are.

Then I spotted a shuttle,
and tagged on behind.
And after a while
Guess what I'll find?

Good Old Terra Firma
The Earth sure looks good
But I'll start out again,
Soon as I'm in the mood.

The Latest News

(Tune: Are You Sleeping)

Extra, extra, read the latest,
Monday's news just off the press,
What's today's disaster?
Cub Scouts worked with plaster,
What a mess, what a mess.

Extra, extra, read the headlines,
This week's news. What's the score?
Hurricane hits Elm Street,
16 muddy Cub feet,
Track the floor, track the floor.

Extra, extra, here's your paper,
Read about the latest riot,
8 Cub Scouts as Indian Braves,
Stomp and dance and yell and rave,
Won't keep quiet, won't keep quiet.

Den Moms

(Tune: School Days)

Den Mom, Den Moms,
They're our Blue and Gold Moms;
Painting and gluing and hammering nails
Breaking up battles and
hearing our tales.
Projects and skits we will try to do,
Even when Peter falls into the glue.
We'll do our best
To meet every test;
And Boy Scouts some day we will be.

I Wish I Were A Little Bar of Soap

(Tune: If You're Happy and You Know It)

I wish I was a little bar of soap,
I wish I was a little bar of soap.
I'd slippy and I'd slidey
Over everybody's hidey,
Oh, I wish I was a little bar of soap.

I wish I was a little hunk of mud,

6

I wish I was a little hunk of mud,
 I'd ooey and I'd gooey,
 Under everybody's shoey,
 Oh, , I wish I was a little hunk of mud.

I wish I was a little on-yun,
 I wish I was a little on-yun,
 I'd yelly and I'd yummy
 Inside everybody's tummy,
 Oh, I wish I was a little on-yun.

I wish I was a little mosquito,
 I wish I was a little mosquito,
 I'd nippy and I'd bitey
 Under everybody's nitey,
 Oh, I wish I was a little mosquito.

We Are Cub Scouts
 (Tune: Are You Sleeping)
 Sung as a Round

We are Cub Scouts
 We are Cub Scouts
 Doing our Best
 Doing our Best
 Following Akela
 Following Akela,
 On the Cubbing Trail
 On the Cubbing Trail

Right Ideas

(verses are spoken, chorus sung to tune of "The More We Get Together")

Chorus:

He has bright ideas, ideas ideas
 He has bright ideas, ideas,
 We'll tell you now.

I'll build a rocket in a minute
 Ten thousand people will fit in it;
 We'll circle the moon on a two-hour cruise.
 But first I'll have to clean my shoes.
 (Chorus)

I'll build a giant TV set
 To show the monsters I will get
 When I safari up in space,
 But first I have to wash my face.
 (Chorus)

I will cure the common cold,
 And fix you so you won't grow old,
 Each virus I will kill quite dead,
 But first I have to make my bed.
 (Chorus)

I'll dive down to the bottom of the sea,
 In a special boat designed by me,
 All the sunken treasures I'll discover,
 But first I have to ask my mother.

BALOO'S BUGLE

(Chorus)

I'll make a very special glue
 For all the atoms they split in two,
 I'll glue them back together again,
 I'm late for school, so I can't say when.
 (Chorus)

I'll draw designs for unbreakable eggs,
 For biteless dogs and unscratchable legs,
 For unspillable milk and fire without smoke,
 But I can't get going, cause my pencil broke.
 (Chorus)

**An Invaluable Step In
 Character Training
 Is To Put Responsibility
 Onto The Individual**


ADVANCEMENT CEREMONY

Awards are Out of This World

Characters and props: Three Den Leader "alien" in costume (one for each rank), strobe light, "space"music"

Flight Control (Cubmaster): (Turn lights off.) Please prepare for blast off into the unknown reaches of our universe. Begin countdown now. 10, 9, 8, 7, 6, 5, 4, 3, 2, 1. And we have lift-off! Strobe light flashes across the audience, the light comes on.)

As we orbit our first planet, Bobcat, we must remember this is only the first step into the world of Scouting for all the Cub-nauts. Would the following Cubs and their families please join me in the transporter area to prepare to land?



(Flash strobe light again while the first alien walks in carrying the badges. Play music in the background.)
 Alien 1: Welcome to my planet, Bobcat. I'm so glad you have arrived on time. Would you please wear these badges so that we will know who you are? (Passes out badges.)
 Repeat this scenario with the light and music. Use a different alien to pass out the badges for each rank.

A Bill Of Rights For Boys

- 1. Like everyone else, a boy has the right to the pursuit of happiness.**
- 2. He has a right to play so that he may stretch his imagination and prove his powers and skills.**
- 3. He has a right to the constructive joys of adventure and the thrills that are a part of an open life.**
- 4. He has a right to affection and friendship.**
- 5. He has a right to the sense of security in belonging to some group.**
- 6. He has a right to health protections that will make him an inch taller than his Dad.**
- 7. He has a right to the education and training that will amplify his own natural being.**
- 8. He has a right to accept the obligations of citizenship in a democracy, perhaps the greatest right of a boy, or anyone, can have.**

The Bridge Builder

An old man traveling a long highway,
 Came at the evening cold and gray,
 To a chasm vast and deep and wide.
 The old man crossed in the twilight dim,
 The sullen stream held no fears for him;
 But he turned when safe on the other side,
 And built a bridge to span the tide.
 "Old man," cried a fellow pilgrim near,
 "You're wasting your time in building here.
 "Your journey will end with the closing day;
 "You never again will pass this way.
 "You have crossed the chasm deep and wide,
 "Why build you this bridge at even tide?"
 The builder lifted his old gray head;
 "Good friend, in the path I have come," he said.
 "There followeth after me today,

BALOO'S BUGLE

"A youth whose feet must pass this way.
 "This stream which has been as naught to me,
 "To that fair-haired youth may a pitfall be;
 "He, too, must cross in the twilight dim--
 "Good friend, I am building this bridge for him."
 author unknown

Last edited: March 20, 1997

The NetWoods Virtual Campsite, Steve Tobin,
 Campmaster

PRAYERS

Moon Prayer

Let us close our meeting this evening with the prayer broadcast to Earth by Frank Borman on his historic mission orbiting the moon in December, 1968.

"Give us O God, the vision which can see Thy love in the world in spite of human failure. Give us the faith to trust Thy goodness in spite of our ignorance and weakness.

Give us the knowledge that we may continue to pray with understanding hearts, and show us what each of us can do to set forward the coming of universal peace."

Build me a Scout, O Lord, who will be strong enough to know when he is weak,
 and brave enough to face himself when he is afraid; one who will be proud
 and unbending in honest defeat, and humble and gentle in victory...

Build me a Scout whose wishes will not take the place of deeds;
 A Scout

who himself is the foundation stone of knowledge...
 Lead him, I pray, not in the path of ease and comfort, but under the stress and spur of difficulties and challenge. Here let him learn to

stand up in the storm;
 Here let him learn compassion for those who fail...
 Build me a Scout whose heart will be clear, whose goals will be high.

A Scout who will master himself before he seeks to master others, one who will march into the future, yet never forget the past...

And after all these things are his, add, I pray, enough of a sense of humor so that he may always be serious, yet never take himself too

seriously. Give him humility, so that he may always remember the simplicity

of true wisdom, and the meekness of true strength...
 Then I, a Scouter who knew him, will dare to whisper:
 "I have not

lived in vain."

Author Unknown
Thanks to Cindy King

O, help me keep my Promise, God and teach me to obey,
And show me what my duty is,
To serve Thee every day. Amen

Oh Lord, that I will do my best
I come to Thee in prayer.
Help me to teach others every day
and teach me to be fair,
To honor mother and father,
and obey the Cub Laws too,
And this I ask, that I may be
a loyal Cub Scout true. Amen

CHEERS

Starter Cheer: On your mark, get set, go! (Clap hands loudly on go.)

Satellite Cheer: Move right hand in circle over head, opening and closing fist while saying, in a high voice, "Gleep, Gleep, Gleep.

Oscar Mayer Cheer: "Hot Dog" _

Fanfare Cheer: Raise hand like an orchestra leader. Then lower hands and audience says, "Ta-Da!" three times as you direct them.

Again I would like to thank Earl for the following cheers!

Canned Laughter

Laugh when lid is removed from a can, and stop when lid is closed.

BRAVO THE CHEER LEADER SAYS: "THAT DESERVES A BRAVO ! WE'LL DO THIS IN A CIRCLE." HE THEN PROCEEDS TO HAVE ONE END OF THE CIRCLE START WITH THE 'BRR' SOUND AND PROCEEDS TO POINT AROUND THE CIRCLE WHILE THEY DO THE 'AVOOOO' SOUND. THE SOUND LEVEL SHOULD RISE AS MORE OF THE CIRCLE COMES IN.

SUPER SONIC APPLAUSE

Silently wave arms, open mouth as if cheering... wait several moments, then yell loudly...

COMPETITIVE YELLS

Boys love to yell, so do a competitive Yell to work off steam and build up the level of excitement. Split the camp fire into two halves have one side say:

There ain't no fly's on us! There ain't no fly's on us!

There may be fly's on some of you guys,

But there ain't no fly's on us!

The other side responds with:

Give 'em straw!

Give 'em hay! give 'em something to stop that neigh!

Get both sides going at once and wear ear plugs!!!!

BALOO'S BUGLE

RIDDLES

What do you call a boy who's not a Cub Scout yet?
Up and cubbing.

When is a scout like a cabinet?

When he is a cub-bored (cupboard). If you ever see a cub-bored, let me know- they're rare.

What do you call a scout holding a frisbee?

A cub and saucer.

What's a messy scout's favorite food?

Corn on the Cub

How many achievements does a scout have to pass to advance to Webelos?

The Bear Minimum

**I'd like to thank the Scouts from Pack 1570 ,
Herndon, VA, for the riddles.**



CLOSING CEREMONY

Long May It Wavec

The following narration could be made into an effective closing ceremony whether at an indoor or outdoor pack meeting. A flashlight could be shown on the flag as the narration is read. If desired after the reading the Colors could be retired by a Cub Scout Color Guard in a very simple but impressive fashion. Adapt to fit your individual needs. Soft patriotic music could be played in the background. (Cassette player)

'Twas a Flag Day celebration in a small American town
Adults and children, together, were all standing around,
Waiting to see their Old Glory, up at the parade's start,
Standing ready to salute with their hand and their heart.
What a grand array of flags were gathered that day,
Waiting down the street to make their way.

The band started playing so people would heed,
As down the street came Old Glory, what a sight,
indeed.

The hearts all beat faster as the music grew loud,
And the display of flags impressed then the crowd.
For there marching by was a sight untold,
Watching American history in flags before their eyes
unfold.

What a grand feeling it 'twas as Old Glory drew near,
With each one feeling a part of his country so dear.
One by one the flags passed down the street in review,
While people all saluted, pledging loyalty anew.
What a thrill to salute Old Glory, with your heart and
your hand,

So long may our Flag o'er our Country wave,
The land of the Free and the home of the Brave.

**THE UNIFORM MAKES FOR BROTHERHOOD,
SINCE WHEN UNIVERSALLY ADOPTED IT
COVERS UP ALL DIFFERENCES OF
CLASS AND COUNTRY**

WEBELOS ACTIVITY BADGES

Aquanaut

Swimming and water sports provide the finest exercise a boy can get. The skills involved last a lifetime. The boy who is a swimmer has self-confidence. Learning to swim well is an opportunity for personal adventure as he proudly learns to be an achiever-to never stop trying.

Webelos have an additional opportunity through the Aquanaut Activity Badge; to take part in a character-building process, as well as to learn skills which could conceivably one day save his life or that of another person.

Careers and Speakers

Scuba Diver, seaman, marine photographer, fish hatchery worker, oceanographer, boat repairman, community pool operator, lifeguard, employee for the Department of Natural Resources, Coast Guard, Marines, or Navy.

Scuba

Invite a member of a scuba diving team to come to your meeting and bring equipment to demonstrate.

Competition

Go to see a swim meet or diving competition at a high school or college. Talk to the coach.

CPR

Learn Cardiopulmonary Resuscitation through the Red Cross.

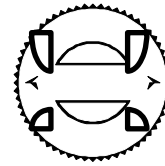
Quiz

1. Water is made up of two parts hydrogen and one part____?
2. A cubic foot of water weighs about _____pounds?
3. An aquifer is an underground _____?
4. The main uses of water today are agriculture and _____?
5. The world's total supply of water is increasing, decreasing, or unchanging?

Answers: 1). Oxygen 2) 62 3) water deposit 4) industry 5) unchanging

Tie Slide Life Preserver

BALOO'S BUGLE



Materials needed: White 1 ½ round plastic buckle (from a fabric notions department), red acrylic paint.

Instructions: Use paint to make rope lines around the life preserver. Let dry before threading scarf through the buckle.

Geologist

At first thought, geology may seem too specialized a science for Webelos to study. But since Scouting is essentially an outdoor program, a knowledge of basic geology is valuable to the Scout.

Just about everything on earth, including living things, have a relationship to geology in one way or another. The Geologist activity badge is designed to increase the boys' awareness in the outdoors.

Careers and Speakers

Geologist, Soil and Water Conservation worker, water treatment plant operator, inspector for air and water purity, jeweler, oil driller miner, rock collection sales, travel guide, assayer.

Activities

Building Materials

Invite a housing contractor to come to your den meeting. Ask them to bring building materials such as slate, brick, limestone, marble, cement, etc. Where do they purchase these supplies? Where do they come from originally?

Clubs

Visit a rock collectors club meeting. View the rocks on display. How did the people get interested in this hobby?

Other sources of assistance for this activity badge could be the college science department, museum, large industry concerned with mining or oil production, high school science teacher, or local rock shops.

Rock Creatures

Gather smooth flat stones. Wash them in detergent and dry completely. Plan the creature you will make and paint the rocks before assembling. Use acrylic paints.

Use contact cement to glue the rocks together. Saturate a small piece of cotton with glue and place it between the edges of the rocks; or use hot glue. Decorate with yarn, etc.

Tie Slide

Gold Nugget

Materials needed: gold spray paint, small rocks, PVC pipe, sections, or garden hose sections.

10

Directions: Spray rock with gold paint and let dry. Hot glue it very carefully to the pipe. Make up a story how you found "the big one"

IT IS THE PROVINCE OF KNOWLEDGE
TO SPEAK,
AND IT IS THE PRIVILEGE OF WISDOM
TO LISTEN.

HOPE EVERYONE CAN MAKE
AUGUST PROGRAM PREVIEW!



SCOUTING/USA

BALOO'S BUGLE

District Resources

Baloo's Bugle Editor	Chris
District Chairman	Rick
District Commissioner	Jerry
District Executives	Jeff
Dist. Training Chr.	Dan
Cub Roundtable Chr.	Rosie
Cub Leader Training	Delores

A hundred years from now it will not matter what my bank account was, the sort of house I lived in, or the kind of card I drove. But the world may be different, because I was important in the life of a boy.

Forest Witcraft

KEEP UP THE GREAT WORK YOU
ARE DOING!!! I WILL MISS YOU
ALL!!

Thank You

I would like to thank the following scouters:

Jerry Your friendship and support through the years have been appreciated. You are the best! Without Jerry, I would probably still be trying to figure out how to use my computer. Jerry is the publisher of the Bugle and the supplier of many of the PowWow books I have used over the years to bring you such great information.

Delores your scouting knowledge and friendship will never be forgotten.

Kent Richter-you gave me my start at Roundtable and doing the Blue Sheet.

Georgia Schaljo-for doing the newsletter for those six months when I couldn't. You did a fabulous job.

Rosie King-for telling me what a great newsletter I do. I needed to hear that.

Joe Mueller-You gave me a huge compliment once about the Bugle. Coming from a professional that meant a lot to me.

C-CS-2 WoodBadge course staffers-without my training I would still be doing a Blue Announcement Sheet.

Linda Miller-I will always love you LindaLope. Thanks for the books.

Kisses and Hugs

I would like to thank my husband, Jim and son, Neal and daughter Pam for their patience and understanding as I spent sometimes way too much time on the computer composing the Bugle.

My Resources

Viking Council PowWow Book
Indian Nations Council PowWow Book
Heart of America Council
Detroit Area Council
The Great Widgit Whatchamacallit Book
Detroit Area Council PowWow Book
Mt. Silverado Diablo PowWow Book

The rest of my books are packed away, otherwise I would list another 13 books I have used throughout this year.

I am taking this survey for the benefit of our Roundtable staff. Since I am moving this survey will represent your feelings as to whether or not the Bugle should be published next year.

Baloo's Bugle Survey

1. Does your pack/den use the Bugle? Yes _____ No _____
2. How often do you use any part of the Bugle? Never _____ Occasionally _____
Monthly _____
3. The section I find most useful _____.
4. The section that should be dropped _____
5. My position in the pack? _____
6. I would like to see in the Bugle _____
7. I used the election process idea in the November newsletter yes_ no _____
8. I used the Safety Ideas in the May newsletter yes _____ no _____
9. Two years ago I had training tips from the Cub Scout Leader Handbook. Would you like to see this done next year? Yes _____ No _____
10. Two years ago I had a Meet the Staff section. Would you like to see this done in the future? Yes _____ no _____

My thoughts on the Bugle are: _____

You can find the Bugle, and other interesting, informative Scouting information at the Scouting Forum. I get to through AOL then by entering the keyword Scouting, which takes me to Families Scouting Forum. Explore it, they have message boards, conferences and a library.